



# USB 3.0 7-PORT HUB+3 SMART CHARGING PORTS WITH POWER SWITCHES



HB-B7C3 USER GUIDE

You can now attach your collection of USB devices to one SuperSpeed hub with the Sabrent USB 3.0 7-PORT HUB + 3 Smart Charging Ports WITH Power Switches. Easily expand an available USB 3.0 port on your computer to 7 USB 3.0 ports and 3 Smart Charging Ports with a sleek design. Plug and Play installation makes for an easy setup.

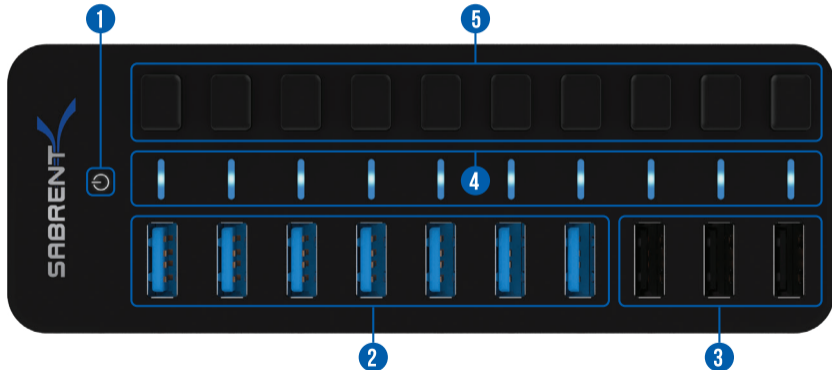
## FEATURES

- Plug & Play, no driver installation required
- Windows, Mac OS & Linux Supported
- Fashionable mirrored surface with a compact design
- Blue LED to indicate power status for each port
- 7 USB 3.0 ports allows data transfer speeds up to 5Gbps
- Backward compatible with USB 2.0 and 1.1
- 3 Smart charging ports that auto optimize current speeds up to 2.4 amps per port
- 60W power output lets you charge phones, tablets or other devices simultaneously
- Supplies each port up to 900mA MAX

## PACKAGE CONTENTS

- USB 3.0 7-PORT HUB + 3 Smart charging ports
- 12V 5A Power adapter
- USB 3.0 Cable

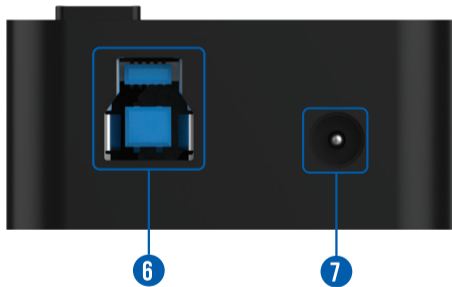
## OVERVIEW



- 1 - Hub Power Indicator
- 2 - USB 3.0 Ports
- 3 - Charging Ports
- 4 - Port Power Indicator
- 5 - Port Power Switches

## OVERVIEW

- 6 - USB 3.0 Port ( to Computer)
- 7 - Power Port (to Power Adapter)




## INSTRUCTIONS

CONNECT THE POWER ADAPTER TO THE HUB



THEN TO A POWER OUTLET




## INSTRUCTIONS

CONNECT THE USB CABLE TO THE HUB




THEN TO YOUR COMPUTER




## INSTRUCTIONS

ACTIVATE A PORT BY PRESSING ANY OF THE PORT POWER SWITCHES




CONNECT YOUR USB DEVICES TO ANY OF THE 3.0 USB PORTS



## INSTRUCTIONS

CONNECT YOUR USB CHARGEABLE DEVICES TO THE CHARGING PORTS





## TROUBLESHOOTING/SUPPORT

### **POWER LED DOES NOT COME ON?**

- Make sure that you have a tight connection between the power adapter and Hub.
- Try it on a different power outlet.

### **COMPUTER DOES NOT RECOGNIZE THE HUB?**

- Make sure that you have a tight connection between the Hub and 3.0 cable.
- Try the USB cable on a different USB port on your computer.

**Please contact our Technical Support Team  
for additional troubleshooting**

[WWW.SABRENT.COM](http://WWW.SABRENT.COM)



[WWW.SABRENT.COM](http://WWW.SABRENT.COM)